

Translite Edition



The unofficial
**SWITCH
KIOSK**
Guide

Last Updated
Summer 2025

ANOTHER RETRO GUY

The results are in...

...and it appears you all are enjoying these guides!

Seriously, thank you all for the support - whether you shared a post, sent a message, or just quietly used one of the guides while knee-deep in kiosk parts. It means the world.

Here's to keeping retro tech alive - one weird bracket and broken screw at a time!

-A.R.G



keep it up! We love it 😊

I have a few things I need to send your way that can be added, as well as info and pics. I aim to do that in the next 48hrs.

can't wait. you did a great job with this one

😊good to hear. That's crazy you can find anything Nintendo promo related thing for less than a grand.

this is awesome! I opted for duct tape but now when I get some time I'm gonna do it this way!

Awesome job

Gods work my friend thank you! Needed this. An LED guide would be good too

thank you so much!!

Wish there was one of these guides for the PS4 kiosks

Thank you for creating this. It will come in handy if mine ever has any issues!

This doesn't completely suck.

Thank you

Thank you! 🙏

There are **DOZENS** of us!!

This is awesome! But, I am really struggling with how you are supposed to put this thing back together. Is there an easy way to get the screws out so you can open this up, or are you expected to do it all through the tiny opening at the bottom?

got a pdf for this?

Wow, great guide. I never got close to ever getting a switch kiosk though thanks to the many vultures around Houston.

another question have you done a tear down/rebuild pdf. would like to have this if i have to tear it down for a move and then rebuild it back up. and make sure i have wires where they need to go and what not

my bottom strip is cut and my translite box has no LED strips so definately looking forward to that if you make it!

this is awesome. I was just looking at my wiring situation this morning and was feeling clueless. Thank you!

Really great guide! Very clean documentation and explanations. Would love to see more for other kiosks too! Also, overall/sectional dimensions would be a nice addition for anyone looking to transport this kiosk in their vehicle, along with more disassembly information.

not related but i saw this huge red nintendo glass cabinet with a built in tv on top at my local gamestop and i want one of those bad! im trying to find more info on it

Oh thank god for this I literally just soldered wires to my leds but Im missing the fans So knowing what size & model they are helps out a lot Thank you!!

That's what I was thinking! Thank you so much!

Super duper helpful. You are a hero!

This is Gold! Most futureproof project you're doing here.

CAN I GET HELP FINDING ONE OR IS TOO LATE FROM STORES

Translite Edition

The unofficial **SWITCH KIOSK** *Guide*

Introduction and Disclaimer

This document is intended as an educational resource for those interested in the Switch Kiosks once displayed in various retail environments. Its goal is to provide historical context, technical information, and insights into these unique kiosks for enthusiasts, collectors, and researchers.

Please note that this guide is not affiliated with, endorsed by, or associated with any gaming company or their subsidiaries. All trademarks, logos, and copyrights referenced remain the property of their respective owners. Efforts have been made to ensure compliance with copyright and intellectual property laws, with the sole purpose of this guide being to share knowledge and help preserve a piece of gaming history.

Some photos, diagrams, or promotional materials used within this document may have been sourced from public archives, online communities, or previously circulated media. Every effort has been made to use such material respectfully and for educational, non-commercial purposes. If you recognize a contribution and would like to discuss its use, feel free to reach out.

Much of the layout, written content, and photography in this guide was created specifically for this project. Please don't reuse or repost original images or text without permission. If you'd like to share anything, feel free to get in touch.

Thank You,
– Another Retro Guy



Translite Edition

The unofficial
**SWITCH
KIOSK**
Guide

Table of Contents

01

Section 01
Warnings

03

Kiosk
Information

04

Demo Console &
Pi Display Warning

05

Section 02
Guide
Information

07

Translite
Information

08


Reading
This Guide

09

Section 03
Translites By Year

11

20??



Translite Edition

The unofficial **SWITCH KIOSK** *Guide*

Table of Contents *continued*

12

2017

13

2018

15

2019

17

2020

19

2021

21

2022

23

2023

25

2024

27

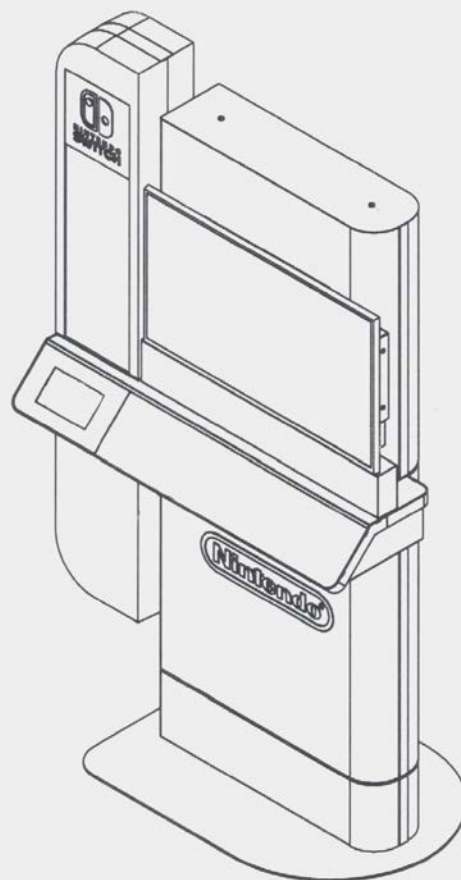
Section 04
Wrap Up

29

The End

30

Back Catalogue






KIOSK
TRANSLITES



The unofficial **SWITCH KIOSK** *Guide*



Section

01

Warnings



The unofficial SWITCH KIOSK Guide




Important FYI and Warning for Facebook Groups

As we slowly transition from the Switch to the upcoming Switch 2, there are still important concerns regarding parts related to the Switch Kiosk. It's especially important for newer folks, who are just now picking up kiosks and searching for parts, to read and understand this.

In a Nutshell...

WE DO NOT DISCUSS DEMO CONSOLES, THE PI DISPLAY, OR THE MARIO POLE STATUE.



A Little Backstory:

Some kiosk groups on Facebook have been around for nearly a decade. However, a few years ago, Nintendo cracked down hard on certain communities, resulting in bans and removals from Facebook. While the exact reasons aren't 100% confirmed, after plenty of discussion and reflection, most people agree that conversations around Switch Demo Consoles, the Pi Display (both running proprietary software), and the Target Mario Store Statues (which, although not related to the kiosks themselves, were being stolen and sold) likely played a role in the bans.

Since then, many groups have reformed and started over — but with a much stricter approach. As a result, discussing these topics is avoided to prevent further issues. There may come a time when it's acceptable again, but for now, bringing them up can get you banned from groups.

As far as this guide goes:

I will not be covering Demo Consoles or the Pi Display.

I will cover the Pi Holder, since it is just a piece of hardware.

I'm told there are other resources online that dive into the restricted topics, but I personally haven't explored them yet.

Please keep this in mind as you read through this guide and participate in any of the communities.


Thanks!



KIOSK
TRANSLITES



The unofficial **SWITCH KIOSK** *Guide*



Section

02

Guide Information



Translites Information

The three different sizes for the translites are...

8" x 9" - Walmart

8.5" x 15" - Best Buy
(Often called the "15 inch")

8.5" x 21" - GameStop,
Target,
Toys R Us
(Often called the "21 inch")

In this guide, I've made an effort to source as many translite images as possible, with the aim of cataloging all that have been released. However, my sources are limited, so there's likely a few I'm missing.

I'm working under the assumption that each translite was made for all three sizes, but that might not be entirely accurate. I've spoken to several collectors who generously shared photos of their collections, while other images were sourced from random places on the internet.

But the quality of some images weren't ideal and required some adjustments to align properly. I also haven't been able to find all the photos for all the different sizes. Those that are missing are represented with a Question Mark Block placeholder.



8" x 9"




Walmart



8.5" x 15"



BEST
BUY



8.5" x 21"



GameStop
TARGET
Toys R Us





Reading This Guide

Card Overview

I've grouped variously sized but visually matched translites into what I call **cards**. Most cards are based on a single game or promotional campaign, though a few feature multiple titles. Each card is made up of multiple elements.

Card Elements

- 1 A Title - The name of the featured game(s) or content.
- 2 Images of the translites - If an image is not available, a Question Mark Block placeholder is used.
- 3 The date(s) of the titles - Displayed in the same order as the titles, from top to bottom.
- 4 The panel type - Identifies the layout used for the images.
- 5 The region - Indicates where I believe the translite was originally displayed.

Release Dates & Card Order


Some translites include printed dates on them, while some do not. In certain cases, the translites were released long after the games they showcase, making exact merchandising timelines hard to confirm. To maintain consistency, I've organized the cards using the following criteria:

- If I'm able to physically inspect the translite, and a date is printed on it, then that date is used.
- If I don't have the ability to inspect the translite, or no date is printed on it, I use the release date of the featured game(s).
 - For cards featuring multiple games, I used the latest release date for the order.

Panel Types

There are four panel types: Full Panel (featuring one game or content), Two Panel (two games), Three Panel (three games), and Four Panel (four games).

Example Card



Regions

The regions listed represent where I believe each translite was originally displayed, as many were exclusive to specific areas. However, some listings may be inaccurate, or the translites may have been released in multiple regions.



Worth Noting:

I'd be happy to update the information in this guide if you can provide any missing images, higher-quality versions, or corrections to the data.



KIOSK
TRANSLITES



The unofficial **SWITCH KIOSK** *Guide*



The dock must be set to use this function.
This cannot be done automatically. Set
dock manually?

OK

Section

03

Translites By Year



"Switch & Play"



20??



"Full Panel"



"Find Your Way To Play"



20??



"Full Panel"






Mario Kart 8 Deluxe



April 28,
2017



"Full Panel"




Arms



June 16,
2017



"Full Panel"



Super Mario Odyssey



October 27,
2017



"Full Panel"





Kirby Star Allies



March 16,
2018



"Full Panel"



Nintendo Labo



April 20,
2018




"Full Panel"



Super Smash Bros / Pokémon Lets Go / Super Mario Party



December 7,
November 16,
October 5,
2018



"Three Panel"



Nintendo Labo



April 20,
2018



"Full Panel"



Donkey Kong Country: Tropical Freeze



May 4,
2018



"Full Panel"



Super Smash Bros Ultimate



December 7,
2018



"Full Panel"





Super Mario Maker 2



June 28,
2019



"Full Panel"



Nintendo Lite "My Way to Play"



September 20,
2019




"Full Panel"



Luigi's Mansion 3 / Zelda Link's Awakening / Pokémon Sword & Shield



October 31,
September 20,
November 15,
2019



"Three Panel"



Yoshi's Crafted World



March 29,
2019



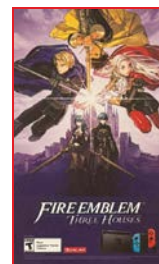
"Full Panel"



Fire Emblem - Three Houses



July 26,
2019



"Full Panel"




Zelda Link's Awakening



September 20,
2019



"Full Panel"



Luigi's Mansion 3



October 31,
2019



"Full Panel"



Pokémon Sword / Shield



November 15,
2019



"Full Panel"





Animal Crossing: New Horizons




March 20,
2020



"Full Panel"



Super Mario Bros. 35th Anniversary



September 3,
2020



"Full Panel"



Mario 3D All-Stars / Mario Kart / Mario Odyssey



September 18,
April 28, 2017
October 27, 2017
2020



"Three Panel"



Animal Crossing "Coming Soon"



March 20,
2020



"Full Panel"



Super Mario 3D All-Stars



September 18,
2020




"Full Panel"





Animal Crossing / Mario Kart 8 /
Pokémon Sword & Shield / Super Smash Bros



March 20, 2017,
April 28, 2017,
November 15, 2019,
December 7, 2018,

2021

"Four Panel"




Mar10 Day




March 10,
2021

"Full Panel"



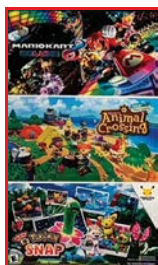
Mario Kart 8 / Animal Crossing / Pokémon Snap



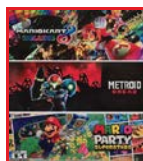
April 28, 2017,
March 20, 2017,
April 30,

2021

"Three Panel"





Mario Kart 8 / Metroid Dread / Mario Party Superstars




April 28, 2017,
October 8th,
October 29th,

2021

"Three Panel"



Kirby and the Forgotten Land / Big Brain Academy / Pokémon Legends



March 25, 2022,
December 3,
January 28, 2022,

2021

"Three Panel"



Pokémon Snap



April 30,
2021



"Full Panel"




Zelda: Skyward Sword



July 16,
2021



"Full Panel"

Metroid / Mario Party Superstars /
Pokémon Diamond & Pearl

October 8th,
October 29th,
November 19th,
2021



"Three Panel"






Switch Sports / Mario Strikers / Splatoon 3



April 29,
June 10,
September 9,

2022

"Three Panel"




Kirby and the Forgottenland / Nintendo Switch Sports

March 25,
April 29,
2022


"Two Panel"

Switch Sports / Splatoon 3 /
Pokémon Scarlet & VioletApril 29,
September 9,
November 18,
2022

"Three Panel"

Fire Emblem Warriors: Three Hopes /
Xenoblade Chronicles 3 / Splatoon 3June 24,
July 29,
September 9,
2022

"Three Panel"






Zelda: Tears of the Kingdom (Pre-Order)




May 12,
2023

"Full Panel"




Zelda: Tears of the Kingdom (w/ Date)



May 12,
2023

"Full Panel"




Pikmin 4 (No Badge)



July 21,
2023

"Full Panel"




Pikmin 4 (w/ Badge)



July 21,
2023

"Full Panel"



Super Mario Bros. Wonder



October 20,
2023

"Full Panel"



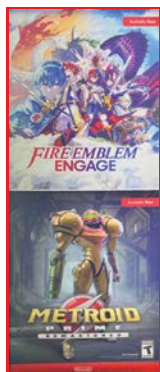
Fire Emblem Engage / Metroid Prime



January 20,
February 22,
2023



"Two Panel"



Super Mario Bros. Wonder / Super Mario RPG



October 20,
November 17,
2023



"Two Panel"





Princess Peach Showtime!




March 22,
2024




"Full Panel"



Paper Mario: The Thousand-Year Door



May 23,
2024





"Full Panel"



Zelda: Echoes of Wisdom



September 26,
2024



"Full Panel"



Super Mario Party Jamboree



October 17,
2024



"Full Panel"



Princess Peach Showtime! /
Luigi's Mansion 2 HD



March 22,
June 27,
2024



"Two Panel"



Zelda: Echoes of Wisdom / Super Mario Party
Jamboree / Mario & Luigi: Brotherhood



September 26,
October 17,
November 7,
2024



"Three Panel"



Super Mario Party Jamboree /
Mario & Luigi: Brotherhood



October 17,
November 7,
2024



"Two Panel"




Paper Mario: The Thousand-Year Door



May 23,
2024



"Full Panel"





KIOSK
TRANSLITES



The unofficial
**SWITCH
KIOSK**
Guide



Section

04

Wrap Up



Congratulations, You're Done! What's Next...?

Nice work making it to the end of this guide!

As with all of my guides, I've done my best to share what I know, whether it's firsthand knowledge or things I've read or heard from trusted sources. That said, there's always room for improvement. I might miss something or get a detail wrong, and I'm always open to feedback and corrections.

Hopefully this guide helped you identify any trnslites you're missing, and gave you a better shot at finding them in good condition and at a fair price.

Got questions, comments, or want to share your progress? Reach out - I'm always happy to help!

 *The End* 



Back Catalogue

Looking for more of my guides? Check out the ones already completed!



Common Parts
Edition



Translite Box
Screw Post Repair



Kiosk LED & Fan
Repair / Replace



Coming Soon



Translite Box
Measurements
Summer 2025



Kiosk Rebuild
Summer 2025



OG Xbox
Summer 2025



PS4 Teardown
Summer 2025



TBD



TBD



TBD

Translite Edition



The unofficial
SWITCH
KIOSK
Guide